



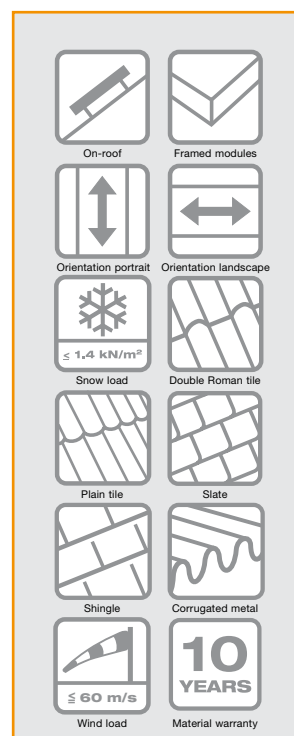
CONERGY

Photovoltaic mounting systems | Technical data

Conergy SunTop III

The Conergy SunTop III has been developed as a universal system for roof-mounting on pitched roofs. The use of patented aluminum base rails, the Quickstone technology

and the telescoping technology from Conergy eliminate custom cutting and enables particularly fast installations.



Unlimited flexibility. With the Conergy SunTop III, framed photovoltaic modules can be easily mounted on pitched roofs of any building. The Conergy SunTop III system has mounting hardware designed for almost every roof cladding available.

Significant savings. The Conergy SunTop III system is distinguished by a very high level of preassembly. The new Quickstone and splice technologies allow the maximum possible reduction of installation time. The installation tools required on the roof are limited to a single hexagon key. Detailed installation instructions ensure an easy and smooth installation.

Millimetre accuracy without cutting to size. The use of telescoping allows the system to be installed with millimetre accuracy, without trimming or cutting to size.

Extensive module compatibility. Almost every type of framed modules available from different manufactures can be used with the system.

Excellent adaptability. The height adjustment of the base rails from Conergy allows a level PV array to be established, no matter how uneven the roof.

Engineered to high standards. Design guidelines enable code-compliant installation in all wind and seismic zones. Engineering assistance available at additional costs.

Maximum lifespan. All components are made of extruded aluminum and stainless steel. The high corrosion resistance guarantees the maximum possible lifespan and is also completely recyclable.

Guaranteed durability. Conergy provides a guarantee of 10 years on the durability of all components used.




CONERGY

Photovoltaic mounting systems | Technical data


Conergy SunTop III

Overview

- a Framed PV module
- b Module clamps
- c Conergy base rails
- d Roof hooks
- e Module end clamps
- f Telescoping
- g Splice



Splice technology



Quickstone technology



Telescoping technology

Installation site	Pitched roof - retrofit
Roof cladding	Suitable for most types of roof cladding (further information available as requested)
Roof slope	Up to 60° ¹
Building height	Up to 20 m
Snow load	Up to 1.4 kN/m ²
PV modules	Framed
Module arrangement	In rows or columns ²
Module orientation	landscape or portrait
Size of the module array	As desired ³
Position of the module array	As desired
Possible height compensation	Up to 38 mm
Roof hook separation	Up to 2,500 mm ⁴ , depending on site, building height, fastening system and modules used

Standards	Conforms to local building codes. If desired, static loading can be calculated
Support rail	Extruded Aluminum (ENAW 6060/6063)
Roof hooks, small parts	Stainless steel
Colour	Natural
Lightning protection	Optional, available at extra cost
Warranty	10 years durability on materials

Available from: